

Verso Kuningaspaneeli® King Panel

Verso Kuningaspaneeli® is made of strength-graded and split Finnish spruce glulam. The split surface improves the adhesion of the surface treatment agent, quality of the final paintwork and weather resistance. Due to the glued structure and massive size, Kuningaspaneeli® cladding retains its appearance, shape and size more effectively than conventional exterior cladding panels. Strong Kuningaspaneeli® allows for a continuous straight wall surface of up to 12 metres quickly and cost-effectively. Durable Kuningaspaneeli® is a safe and visually pleasing solution for construction.

WOOD TYPE: Nordic spruce (Picea abies)

THICKNESS: 40 mm Planed clean, 42 mm Precision-sawed

WIDTH: 112 mm, 212 mm, 312 mm

LENGTH: max. 12 m

PROFILE: T&G

DAMPNESS: 13% ± 3%

PACKAGING: plastic on five sides

FIRE CLASS: D-s2-d0 (2000/147/EC)



WEATHER RESISTANCE CLASS: 4 (outdoor use)

GLUES: MUF (melamine-urea-formaldehyde-resin)

SURFACE: untreated, primed and/or painted

ACCESSORIES: Corner moulding for corners ja T-list for joins, fine-sawn surface, length 6m

APPROVAL: CE (EN 14080)



Versowood Oy, Sahatie 1, 19110 Vierumäki, Finland www.versowood.fi, Tel. +358 10 8425 100

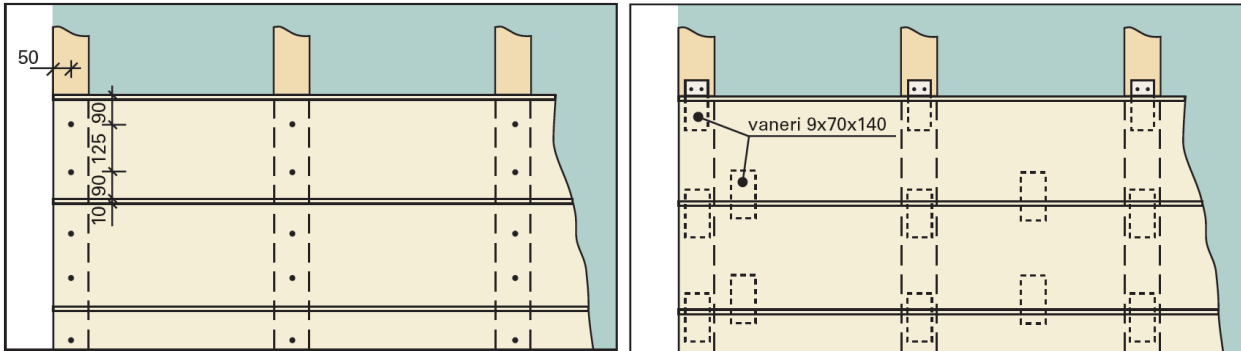
Versowood's annual turnover is approximately EUR 500 million, and we employ a total of around 900 people in our 14 units in Finland and one unit in Estonia. Versowood produces approximately 1.3 million m³ of sawn timber annually. In addition, the company manufactures various kinds of downstream sawn timber products, such as planed, painted and impregnated products, glulam products and glulam structures, telephone transmission line supports and electricity transmission line supports, wooden bridges, noise barriers, various kinds of wood packaging as well as forest energy and wood pellets.

10/2024

Fixation and storage of Verso Kuningaspaneeli®

The massive Kuningaspaneeli® is modern and impressive exterior cladding material. The wide panels are quick and cost-efficient to install. The panels are fixed either with screws on the topside or with a concealed fixing.

Installing alternatives



Installing on the topside

Two fasteners per one wall frame are screwed or nailed in the centre of the panel, about 9 cm from the edge of the panel. It is recommended to use rustproof fasteners. A 3 mm room for manoeuvre should be left between the panels. Fastener sizes: screw 6 x 80 mm, nail 3.4 x 100 mm. Screw holes must be predrilled.

Concealed fixing

Behind the panel, a plywood patch is screwed at the bottom edge of the panel between each wall frame (9 x 70 x 140 mm). A similar plywood patch is attached to the upper edge of the panel, on the location of the wall frame. The plywood patch on the upper edge of the panel is screwed or nailed to the wall frame. A 3 mm room for manoeuvre should be left between the panels. Fastener size: galvanised screw 5 x 40 mm.

Element fixing

An element of a desired size is constructed of panels by screwing k600 wall frame planks to the back of the panels. Completed elements are attached to the frame from their joints according to the instructions of the structural engineer. A 3 mm room for manoeuvre should be left between the panels.

Storage

Kuningaspaneeli® is protected from moisture and dirt during transport and storage. Panels are stored on a level platform, lying on their sides, using head logs that are placed every 60 cm and are high enough to prevent contact with the soil. Panels are covered with lightproof protective cover which is ventilated at the bottom.